

# ST STORAGE TANK

ST - 300/400/500/600/750/1000

ST - 1500/2000/2500/3000



Range of storage tanks.

- PermaGlas Ultra Coat second-generation glass coating technology prevents corrosion
- Insulated ring base
- Insulated access cover for comprehensive waterside maintenance
- Replaceable magnesium anode
- Options:
  - Flexible magnesium anode for installation in confined areas
  - Powered anode for reduced maintenance requirements
  - Temperature and pressure valve with stainless steel spring set to 95°C and a maximum water pressure of (7 bar) 700 kPa
  - Analogue temperature gauge (0-120°C)
  - Up to 3 back-up heating element available (input from 1x 5kW up to 3x 7.5kW)

ST water heaters will be guaranteed for 3 years on tank failure and 1 year for part failure, as of installation date, provided the unit has been handled according to our general warranty conditions as stated in the instruction manuals and / or as stated in the general warranty conditions available at the European Head Office.



#### SAMPLE SPECIFICATION

*The tanks shall be A.O. Smith ST series Commercial hot water storage tank, model number \_ST\_xxxx (300-3000L) or an approved equal. The tank shall be for vertical installation. Vessel shall be constructed to European Pressure Directive for minimum 7 bar working pressure. Vessel shall be glass-lined, have 1 up to 3 sacrificial magnesium anodes for additional corrosion protection. Entire vessel shall be insulated with 100 MM NEODUL insulation with ABS cladding. Heat loss will meet ErP standards. The tank will have the option to install a back-up electric element. A combined temperature and pressure relieve valve will be factory supplied.*

ST 300 ST 400 ST 500 ST 600 ST 750 ST 1000 ST 1500 ST 2000 ST 2500 ST 3000

## General

Storage capacity		300	405	499	678	763	1055	1550	1880	2500	2820
Max. temperature setting	°C	95									
Maximum working pressure	kPa (bar)	1000 (10)					700 (70)				

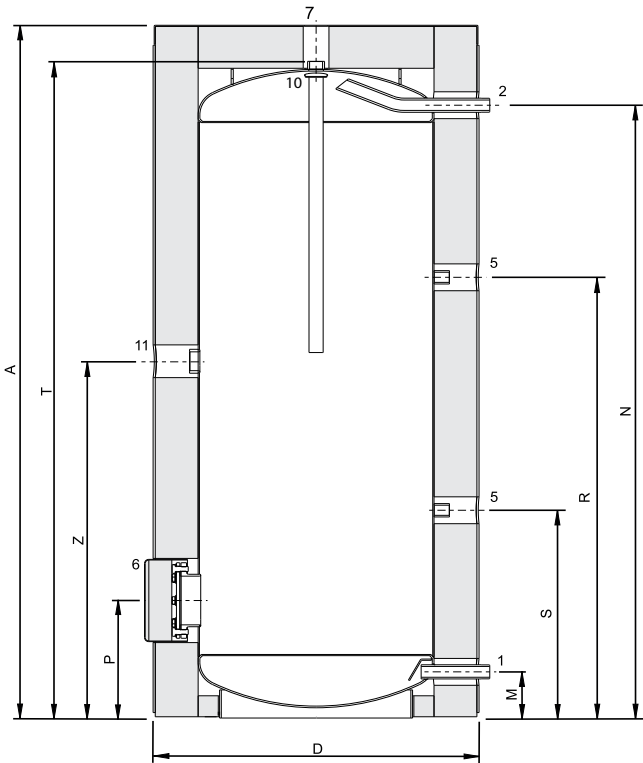
## Shipping data

Empty weight	kg	106	99	131	179	201	262	325	350	485	520
Maximum weight	kg	406	504	630	857	964	1317	1875	2230	2985	3340
Weight incl. packaging	kg	107	110	142	190	212	274	405	428	560	581
Width packaging	mm	800	780	780	870	870	1010	1170	1170	1498	1498
Height packaging	mm	1770	1850	2150	1930	2150	2100	2060	2248	2120	2195
Depth packaging	mm	800	780	780	870	870	1010	1426	1426	1680	1680

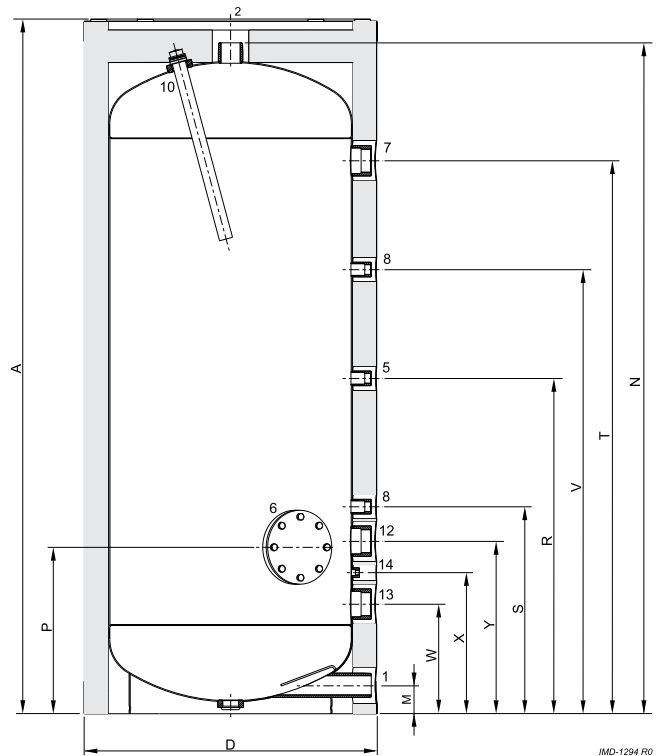
ST 300 ST 400 ST 500 ST 600 ST 750 ST 1000 ST 1500 ST 2000 ST 2500 ST 3000

A	Total height	mm	1650	1710	2045	1840	2035	2005	1985	2175	2045	2170
D	Diameter (without insulation)	mm	550	600	600	750	750	910	1100	1100	1400	1400
	Diameter (with insulation)	mm	750	740	760	910	930	1100	1300	1400	1600	1600
F	Height connection	mm	-	-	-	-	-	-	1190	1340	1220	1270
M	Height cold water inlet	mm	110	70	70	85	85	95	135	135	185	185
N	Height hot water outlet	mm	1460	1655	1995	1805	2000	1965	1985	2175	2045	2170
P	Height inspection opening	mm	280	410	410	500	500	535	450	450	530	530
R	Height circulation connection	mm	1050	825	995	1045	1085	1105	710	745	790	790
S	Height immersion well	mm	495	510	510	655	655	705	950	1045	980	1045
T	Height T&P connection	mm	1545	1360	1700	1470	1665	1595	1515	1705	1495	1625
V	Height connection	mm	-	1095	1350	1260	1380	1355	-	-	-	-
W	Height connection	mm	-	270	270	315	315	360	385	385	465	465
X	Height connection	mm	-	355	355	405	405	450	485	485	565	565
Y	Height connection	mm	-	425	425	485	485	530	585	585	665	665
Z	Height electrical element	mm	850	-	-	-	-	-	-	-	-	-
1	Cold water inlet	-	G 1"	R 1½"	R 1½"	R 1½"	R 1½"	R 1½"	R 2"	R 2"	R 2"	R 2"
2	Hot water outlet	-	G 1"	R 1½"	R 1½"	R 1½"	R 1½"	R 1½"	R 2"	R 2"	R 2"	R 2"
5	Connection circulation	-	Rp ¾"	Rp ¾"	Rp ¾"	Rp ¾"	Rp ¾"	Rp ¾"	Rp 1¼"	Rp 1¼"	Rp 1¼"	Rp 1¼"
6	Diameter inspection opening	mm	180	115	115	180	180	180	110	110	110	110
7	T&P connection	-	Rp 1"	Rp 1½"	Rp 1½"	Rp 1½"	Rp 1½"	Rp 1½"	Rp 2"	Rp 2"	Rp 2"	Rp 2"
8	Immersion well	-	Rp ¾"	Rp ¾"	Rp ¾"	Rp ¾"	Rp ¾"	Rp ¾"	Rp ¾"	Rp ¾"	Rp ¾"	Rp ¾"
10	Anode connection	-	G 1¼"	Rp 1¼"	Rp 1¼"	Rp 1¼"	Rp 1¼"	Rp 1¼"	Rp ¾"	Rp ¾"	Rp ¾"	Rp ¾"
11	Electrical element connection	-	G 1½"	-	-	-	-	-	-	-	-	-
12	Connection	-	-	Rp 1½"	Rp 1½"	Rp 1½"	Rp 1½"	Rp 1½"	Rp 2"	Rp 2"	Rp 2"	Rp 2"
13	Connection	-	-	Rp 1½"	Rp 1½"	Rp 1½"	Rp 1½"	Rp 1½"	Rp 2"	Rp 2"	Rp 2"	Rp 2"
14	Connection	-	-	Rp ¼"	Rp ¼"	Rp ¼"	Rp ¼"	Rp ¼"	Rp ¼"	Rp ¼"	Rp ¼"	Rp ¼"
15	Connection	-	-	-	-	-	-	-	Rp ¾"	Rp ¾"	Rp ¾"	Rp ¾"

ST 300

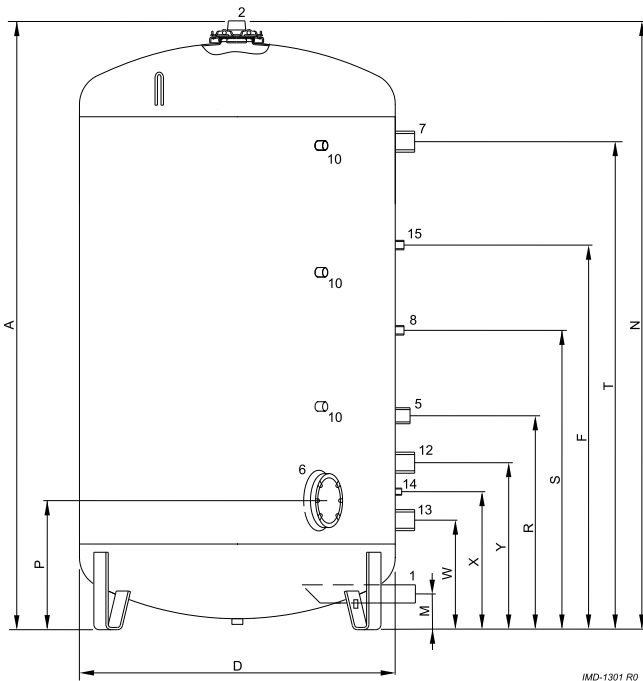


ST 400 - 1000



IMD-1294 R0

ST 1500 - 3000



IMD-1301 R0

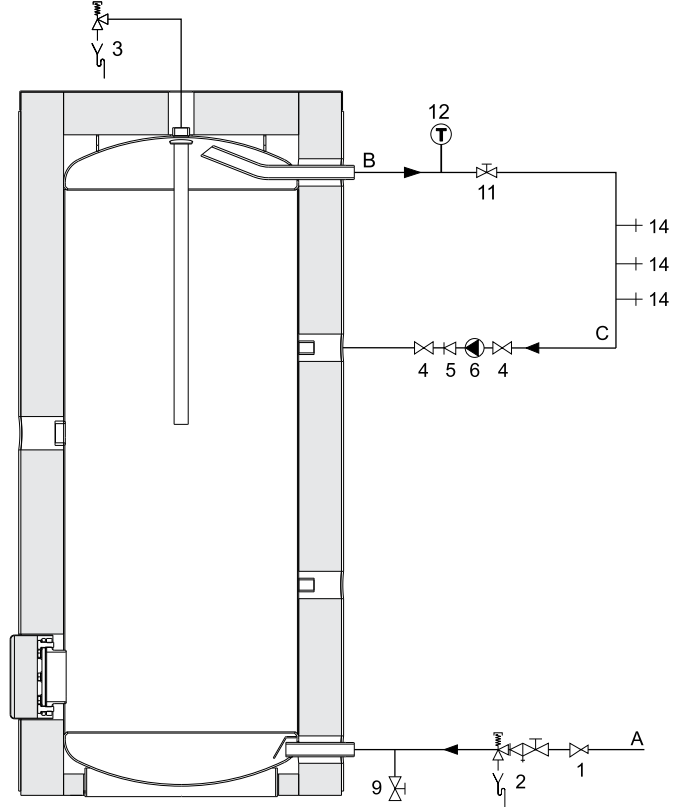
- 1 Pressure reducing valve
- 2 Inlet security group
- 3 T&P valve
- 4 Stop valve
- 5 Non-return valve
- 6 Circulation pump
- 9 Drain valve
- 11 Service valve
- 12 Temperature meter
- 14 Hot water tap

- A Cold water supply
- B Hot water outlet
- C Circulation pipe

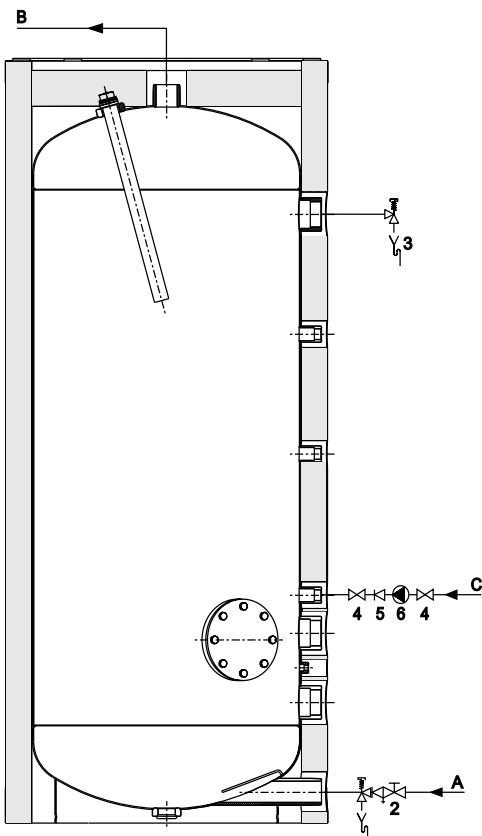
In the instruction manual you will find all the necessary information regarding connection, installation and maintenance of the product; including information on the electrical connections.

Information regarding the recycling or disposal of the product can also be found in the manual. This manual is delivered with the appliance and can also be found on our website; [www.aosmithme.com](http://www.aosmithme.com)

ST 300



ST 400 - 1000



ST 1500 - 3000

