

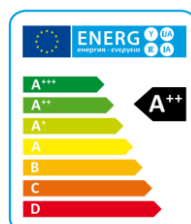

Enevator Air

Premium

High Efficiency Reversible Heating / Cooling Air/Water Heat Pump



- Compact devices, pre-filled refrigerant circuits for easy and quick installations
- Outdoor installation only
- Low noise
- R410 refrigerant, R134a versions on request.
- Available in several configurations
- Very large capacities
- Applicable for space heating, cooling, DHW pre-heating
- Cascade up to 6 devices using ModBus
- Staged operation
- Can be used for outdoor temperatures between -20 and + 43°C.
- Hot water temperature outlet 65°C



Technical Specifications

Model		AWHP 24	AWHP 29	AWHP 43	AWHP 49	AWHP 60	AWHP 75	AWHP 85
Heating capacity (EN14511) ⁽¹⁾	kW	24,0	29,5	41,8	50,3	58,3	66,9	81,3
Total input power (EN14511) ⁽¹⁾	kW	5,2	6,7	9,5	12,2	12,8	15,3	18,9
COP (EN14511) ⁽¹⁾	W/W	4,61	4,38	4,40	4,12	4,56	4,37	4,31
Energy Class in low temperature ⁽²⁾		A++	A++	A++	A++	A++	A++	A++
SCOP low temperature ⁽²⁾	kWh/kWh	4,10	3,96	3,87	3,83	4,08	4,06	3,83
η _{s,h} low temperature ⁽²⁾	%	161	156	152	150	160	159	150
Energy Class in medium temperature ⁽²⁾		A++	A++	A+	A+	A++	A++	A+
SCOP medium temperature ⁽²⁾	kWh/kWh	3,25	3,21	3,12	3,15	3,29	3,23	3,07
η _{s,h} medium temperature ⁽²⁾	%	127	125	122	123	129	126	120
Cooling capacity (EN14511) ⁽³⁾	kW	22,9	30,2	37,5	45,6	52,9	62,5	71,6
Total input power (EN14511) ⁽³⁾	kW	7,0	8,8	12,7	16,7	17,9	21,3	24,4
EER (EN14511) ⁽³⁾	W/W	3,27	3,42	2,96	2,73	2,95	2,64	2,94
Sound power ⁽⁴⁾	dB (A)	82	82	80	81	83	83	86
Sound pressure ⁽⁵⁾	dB (A)	50	50	48	49	51	51	54
Power supply	V/Ph/Hz	400/3/50-60	400/3/50-60	400/3/50-60	400/3/50-60	400/3/50-60	400/3/50-60	400/3/50-60
Compressors / Circuits	n° / n°	2 / 1	2 / 1	2 / 1	2 / 1	2 / 1	2 / 1	2 / 1
Fans	n°	1	1	2	2	2	2	2
Refrigerant		R410A	R410A	R410A	R410A	R410A	R410A	R410A
Refrigerant charge	kg	10,0	10,0	14,5	12,0	18,0	23,0	23,0
Global warming potential (GWP)		2088	2088	2088	2088	2088	2088	2088
Equivalent CO ₂ charge	t	20,88	20,88	30,27	25,05	37,58	48,02	48,02
Water tank volume	l	100	100	100	100	300	300	300

Model		AWHP 100	AWHP 120	AWHP 145	AWHP 165	AWHP 185	AWHP 215
Heating capacity (EN14511) ⁽¹⁾	kW	88,5	102,7	145,2	163,2	181,3	209,6
Total input power (EN14511) ⁽¹⁾	kW	20,6	24,6	33,4	38,9	41,9	50,5
COP (EN14511) ⁽¹⁾	W/W	4,31	4,17	4,35	4,19	4,33	4,15
Energy Class in low temperature ⁽²⁾		A++	A++	A++	A++	A++	A++
SCOP low temperature ⁽²⁾	kWh/kWh	3,85	3,84	3,88	3,88	3,89	3,89
η _{s,h} low temperature ⁽²⁾	%	151	151	152	152	153	153
Energy Class in medium temperature ⁽²⁾		A+	A+	A+	A+	A+	A+
SCOP medium temperature ⁽²⁾	kWh/kWh	3,14	3,13	3,10	3,15	3,17	3,19
η _{s,h} medium temperature ⁽²⁾	%	123	122	121	123	124	124
Cooling capacity (EN14511) ⁽³⁾	kW	78,2	90,8	126,8	142,8	157,0	180,1
Total input power (EN14511) ⁽³⁾	kW	26,1	31,3	42,0	50,5	53,4	66,2
EER (EN14511) ⁽³⁾	W/W	3,00	2,90	3,02	2,83	2,94	2,72
Sound power ⁽⁴⁾	dB (A)	86	86	87	88	89	88
Sound pressure ⁽⁵⁾	dB (A)	55	55	55	56	57	56
Power supply	V/Ph/Hz	400/3/50-60	400/3/50-60	400/3/50-60	400/3/50-60	400/3/50-60	400/3/50-60
Compressors / Circuits	n° / n°	2 / 1	2 / 1	4/2	4/2	4/2	4/2
Fans	n°	2	2	3	3	3	3
Refrigerant		R410A	R410A	R410A	R410A	R410A	R410A
Refrigerant charge	kg	27,0	27,0	45,0	45,0	50,0	50,0
Global warming potential (GWP)		2088	2088	2088	2088	2088	2088
Equivalent CO ₂ charge	t	56,37	56,37	93,96	93,96	104,40	104,40
Water tank volume	l	300	300	500	500	500	500

Performances are referred to the following conditions:

(1) Heating: Ambient temperature 7°C DB, 6°C WB, water temperature 30/35°C.

(2) Average conditions, variable - Reg EU 811/2013

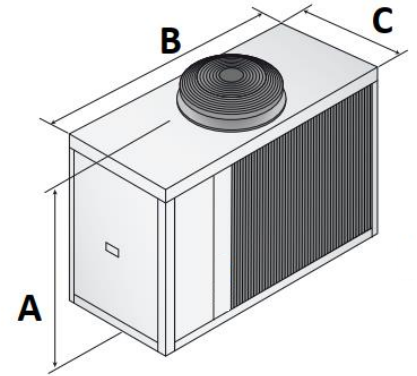
(3) Cooling: ambient air temperature 35°C, evaporator water temperature in/out 12/7 °C.

(4) Sound power level in accordance with ISO 3744

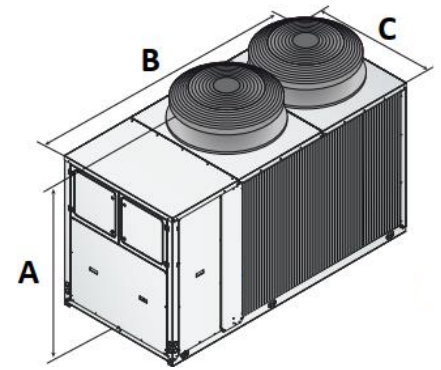
(5) Sound pressure level at 10 mt from the unit in free field conditions in accordance with ISO 3744

Dimensions

			AWHP 24	AWHP 29
A	Height	mm	1500	1500
B	Width	mm	1915	1915
C	Depth	mm	875	875
Weight		kg	1000	1000



			AWHP 32	AWHP 49	AWHP 60	AWHP 75	AWHP 85	AWHP 100	AWHP 120
A	Height	mm	1690	1690	1820	1880	1880	1880	1880
B	Width	mm	2400	2400	2905	2905	2905	2905	2905
C	Depth	mm	1150	1150	1150	1150	1150	1150	1150
Weight		kg	1500	1500	1060	2000	2000	2000	2000



			AWHP 145	AWHP 165	AWHP 185	AWHP 215
A	Height	mm	1895	1895	1895	1895
B	Width	mm	4695	4695	4695	4695
C	Depth	mm	1150	1150	1150	1150
Weight		kg	2580	2640	2720	2760

